



# PH 3/2 TABLE

The fixture is designed based on the principle of a reflective three-shade system, which directs the majority of the light downwards. The shades are made of mouth-blown opal three-layer glass, which is glossy on top and sandblasted matt on the underside, giving a soft and diffused light distribution.



## Poul Henningsen

The very influential Danish designer, architect, writer, and cultural critic, Poul Henningsen (1894-1967), has had a huge impact on Danish thinking and design. His legacy is an integrated part of Louis Poulsen's endeavor to shape light.



Chapung SeBali  
Resort & Spa



American Heart Institute

## Product info

### Mounting

Cable type: Plastic cord with plug. Cable length: 2.1m. Light control: In-line switch on cord.

### Finish

Brass metallised, black metallised or high lustre chrome plated. White opal glass.

### Materials

Shades: Mouth-blown white opal glass. Top plate: Brass metallised, black metallised or high lustre chrome plated, spun brass. Base and stem: Brass metallised, black metallised or high lustre chrome plated, brass.

### Sizes and weights

Width x Height x Length (mm) | 285 x 472 x 285 Max 2.9 kg

### Class

Ingress protection IP20. Electric shock protection II w/o ground.

### Specification notes

The innovation of light sources is ongoing. Consequently we only inform about the max. wattages. On [www.louispoulsen.com](http://www.louispoulsen.com) we update a list of recommendable light sources.

### Light source

1x40W E14



## Related products



PH 3/2 Pendant



PH 3/2 Wall



PH 3/2 Academy

## Product variants

Colour	Cable type	Light source
● Black metallised	Blk pl	1x40W E14
● Brass metallised	Wht pl	
● High lustre chrome plated		

# Product description

Portable fixture.

Terse and iconic design.

The size of the three shades is adjusted for optimum performance and comfort.

Interior surfaces of glass shades sandblasted to diffuse light.

Member of a family products of various sizes and type.

---

## Mounting

Portable fixture plugs into standard wall outlet.

---

## Light description

The fixture emits glare free, comfortable light.

---

## Design

Poul Henningsen

---

## Material

Shades: mouth blown white glass, 1.5mm (0.06") thick.

Struts: chrome plated steel.

Base: steel with black or silver chrome-plated brass cover.

Stem: extruded steel, black or silver chrome plated, 1.5mm (0.06") thick.

Switch: on/off, phenolic, on base.

Socket: phenolic, candelabra base for G16.5, frosted envelope lamps.

---

## Weight

Min: 2.908 kg Max: 2.939 kg

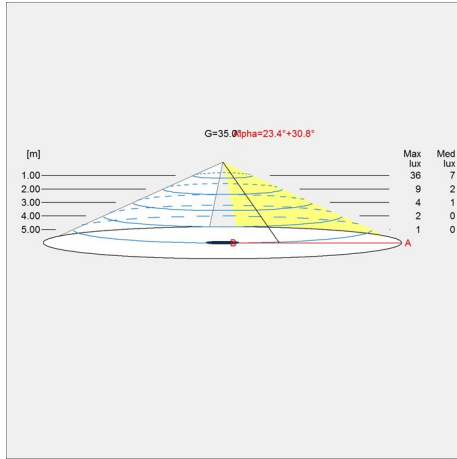
---

## Finish

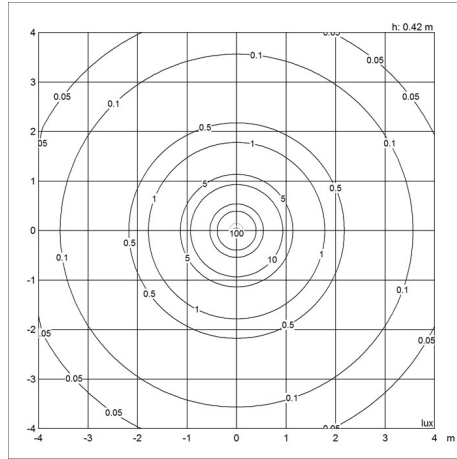
Black metallised, Brass metallised, High lustre chrome plated

# Light distribution diagrams

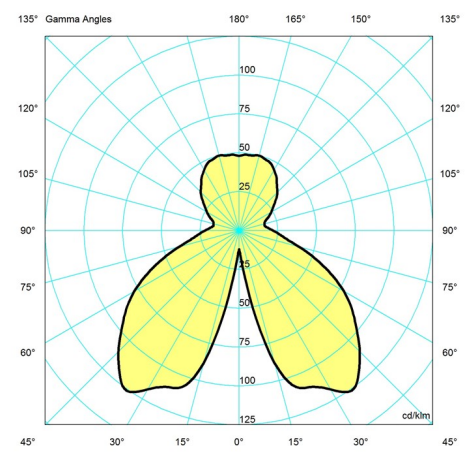
Cartesian



Isolux



Polar



## Spare parts & accessories

Product	Variant number
PH 3-2, middle shade glass	5741481598
PH 3-2, lower shade glass	5741481608
PH 3-2, Table/Wall top shade glass	5741481585
PH 3-2, top shade amber glass Table	5744162607
PH 3-2, middle shade amber glass	5744162610
PH 3-2, lower shade amber glass	5744162623
Finger screw SS M3X12 (3pcs) lower	5744610528
Finger screw SS M2X8 (3pcs) middle	5744611116
Finger screw brass raw M2X8 (3pcs)middle	5744611271
Finger screw brass raw M3X12 (3pcs)lower	5744611284