

DESIGN BY HERMAN MILLER, AVAILABLE FROM HAY

HAY

NELSON BALL BUBBLE PENDANT



HIGHLIGHTS

- Part of a progressive and technologically advanced lighting collection
- A family of refined pendants
- CE approved
- Designed for use with a replaceable standard retro fit LED dimmable bulb
- Suitable for both private and office environments.

NELSON BALL BUBBLE PENDANT DESIGN BY HERMAN MILLER, AVAILABLE FROM HAY

Designed by pioneering American designer George Nelson in 1947, and first produced in 1952, the Bubble Lamp signaled a revolution in the Modernist lighting industry. Available in an assortment of organic sizes and shapes, these elegant orbs were inspired by a set of silk-covered Swedish pendant lamps Nelson wanted for his office, but found to be too expensive. Employing the resourcefulness that characterized his working process, he decided to use a self-webbing plastic spray developed by the U.S. military, and applied it over a lightweight, rounded-steel frame to produce these soft, glowing fixtures.

Born in Connecticut, USA, George Nelson (1908-1986) was one of the most influential figures in the crucial early period of modern design. Trained at Yale as an architect and a fine artist, he believed that a designer's job was to better the world, using the perfection of nature's creations as his guide. Two formative years in Rome following his receipt of the prestigious Rome Prize brought him into contact with the world's leading modernists, including Le Corbusier, Mies Van der Rohe, Walter Gropius, Gio Ponti, and many others, and helped shape his career as a writer and industrial designer, who would change the course of history.



George Nelson



Nelson Ball Bubble Pendant M



Nelson Ball Bubble Pendant M



Nelson Ball Bubble Pendant L



Nelson Ball Bubble Pendant L



MATERIALS

SHADE
Webbing polymer

FRAME TOP & BOTTOM RING
Coated and brushed metal and nickel

CORD
White PVC insulation

All Bubble Lamp models have a steel-wire skeleton on the interior which is spray coated with the translucent plastic polymer resulting in a lamp that is both opaque and transparent as it glows.

PRODUCT INFORMATION

DESIGN YEAR
1947

COUNTRY OF ORIGIN
USA

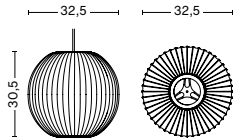
COLOUR & FINISH

Please note that the colours are indicative

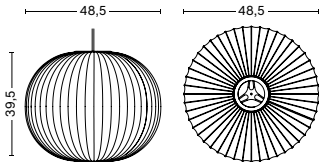


Off white

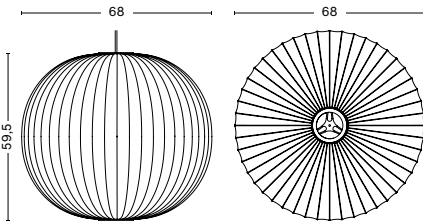
DIMENSIONS



NELSON BALL BUBBLE PENDANT
| SMALL
Diameter 32,5 cm
Height 30,5 cm
Weight 1,28 kg



NELSON BALL BUBBLE PENDANT |
MEDIUM
Diameter 48,5 cm
Height 39,5 cm
Weight 2,7 kg



NELSON BALL BUBBLE PENDANT
| LARGE
Diameter 68 cm
Height 59,5 cm
Weight 1,69 kg



NELSON BALL BUBBLE PENDANT SMALL

TECHNICAL SPECIFICATION

RECOMMENDED LIGHT SOURCE
LED E27 (A15), 5-8W, 500-800lm, 2700-3000K warm white
Bulb not included

DIMMABLE
Yes
If used in conjunction with a wall mounted dimmer and suitable LED bulb. Hardwiring required

POWER SUPPLY
220-240V AC at 50/60Hz

IP
20

CORD LENGTH
300 cm

SWITCH
No

TEST SPECIFICATION OUTPUTS

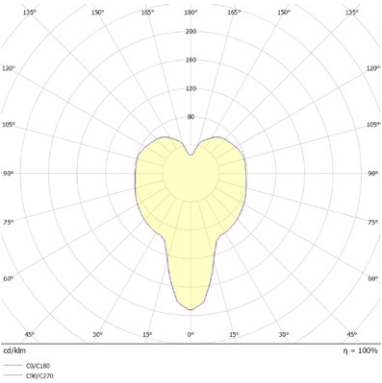
Photometrics and the test specification shown is taken using the recommended LED bulb fitted in the production luminaire

LUMEN (LM)
500-800lm

KELVIN (CCT)
2700-3000K warm white

CRI (1-100)
Depends on bulb (>80)

PHOTOMETRICS





NELSON BALL BUBBLE PENDANT MEDIUM

TECHNICAL SPECIFICATION

RECOMMENDED LIGHT SOURCE
LED E27 (A19), 10-13W, 1000-1500lm, 2700-3000K warm white
Bulb not included

DIMMABLE
Yes
If used in conjunction with a wall mounted dimmer and suitable LED bulb. Hardwiring required

POWER SUPPLY
220-240V AC at 50/60Hz

IP
20

CORD LENGTH
300 cm

SWITCH
No

TEST SPECIFICATION OUTPUTS

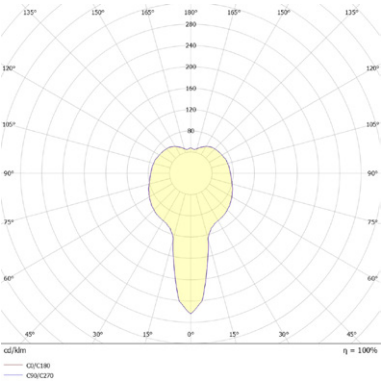
Photometrics and the test specification shown is taken using the recommended LED bulb fitted in the production luminaire

LUMEN (LM)
1000-1500lm

KELVIN (CCT)
2700-3000K warm white

CRI (1-100)
Depends on bulb (>80)

PHOTOMETRICS





NELSON BALL BUBBLE PENDANT LARGE

TECHNICAL SPECIFICATION

RECOMMENDED LIGHT SOURCE
LED E27 (A19), 10-13W, 1000-1500lm, 2700-3000K warm white
Bulb not included

DIMMABLE
Yes
If used in conjunction with a wall mounted dimmer and suitable LED bulb. Hardwiring required

POWER SUPPLY
220-240V AC at 50/60Hz

IP
20

CORD LENGTH
300 cm

SWITCH
No

TEST SPECIFICATION OUTPUTS

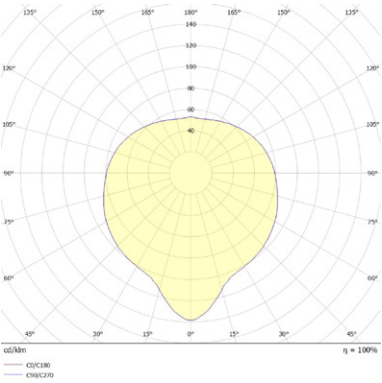
Photometrics and the test specification shown is taken using the recommended LED bulb fitted in the production luminaire

LUMEN (LM)
1000-1500lm

KELVIN (CCT)
2700-3000K warm white

CRI (1-100)
Depends on bulb (>80)

PHOTOMETRICS



CERTIFICATES

ETL APPROVED

This product has been assessed and complies with the essential requirements of the certificate.

CE APPROVED

This product has been assessed and complies with the essential requirements of the relevant European directives.

LED   IP20  

Tested according to the following European EN IEC standards which relate specifically to electrical lighting products including:

- EN 60598-2-4 (portable luminaires)
- EN 60598-1 (general requirements)

DOWNLOADS

Packshots and lifestyle photos, 2D / 3D files, care and maintenance, instructions, test certificates, product fact sheets, and product presentations are available in our Digital Library at hay.com.

[LINK TO DIGITAL LIBRARY](#)

